

Minitab Express Setup Guide

For Mac

This document describes how to:


- [Install Minitab Express](#)
- [Activate Minitab Express](#)
- [Move your Minitab License to Another Computer](#)
- [Get Technical Support for Minitab Express](#)

INSTALLING MINITAB EXPRESS

1. Double-click the .dmg file for Minitab Express.

Note: If you downloaded the software to your default download location, it should be located in your **Downloads** folder.

2. When the Minitab Express Installation Wizard opens, click **Next** to continue.



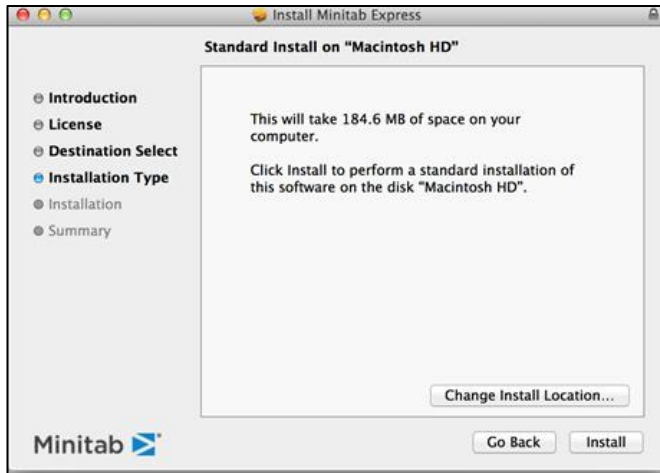
3. Read the terms of the Minitab Express Software License Agreement and click **Next**.



4. When prompted, click **Agree** to accept the terms of the software license agreement.



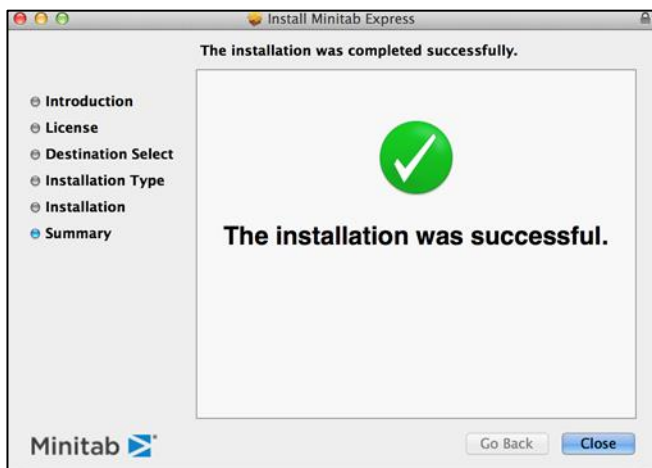
5. Click **Install** to launch the installation.



6. When prompted, enter your computer credentials to confirm the installation



7. Wait until the installation is complete, then click **Close** to exit the Installation Wizard.



ACTIVATING MINITAB EXPRESS

You are prompted to activate Minitab Express upon first launch of the product. If the default activation process described below fails, you will be prompted to attempt [manual activation](#).

To activate Minitab Express:

1. On the Minitab Single-User License Utility window, enter your product key in the appropriate field.



2. Click **Activate**. A pop-up will confirm that the activation was successful.

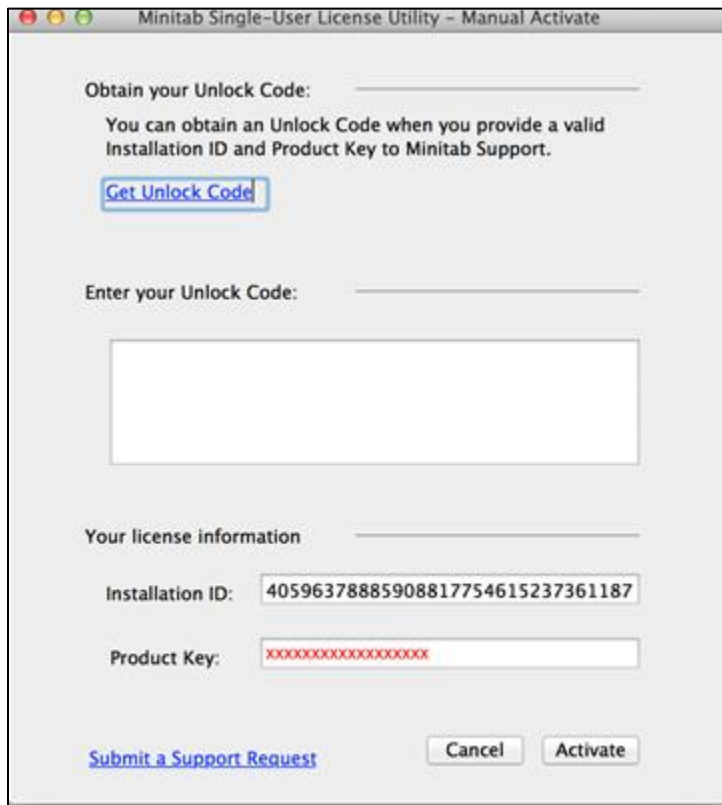


To manually activate Minitab Express

1. When the default activation process fails, click **OK** in the pop-up that is displayed



2. In the Manual Activate window, click **Get Unlock Code**.



Note: Make note of the Installation ID and Product Key displayed at the bottom of the above screen. Both values are required to complete the following step.

- On the Software Activation page, enter your **Installation ID**, your **Product Key** and your **Email Address**, and then click **Generate Your Unlock Code**.

Support

MINITAB 17 QUALITY TRAINER QEYSTONE QUALITY COMPANION 3

Licensing Installation Downloads Webinars Videos

Software Activation

Enter your Installation ID, Product Key, and email address below. You can find your Installation ID in your Minitab product when you manually activate the software. The Product Key was emailed to you when you purchased your product.

INSTALLATION ID:

PRODUCT KEY:

EMAIL ADDRESS:

[GENERATE YOUR UNLOCK CODE](#)

- Copy the Unlock Code that is generated (below left) into the **Enter your Unlock Code** field of the Manual Activation screen (below right), and then click **Activate**.

Support

Validation was successful.

Use the Unlock Code below to manually activate your Minitab product.

53378231592678737930462330097118113680935968106762265
 19418358823012127975617710393743970612220819796795476
 88890551375073641468179337311657367996862398223393357
 6562585881268829471262726029

Be sure to copy your Unlock Code before you close this window.

Minitab Single-User License Utility - Manual Activate

Obtain your Unlock Code: _____
 You can obtain an Unlock Code when you provide a valid Installation ID and Product Key to Minitab Support.
[Get Unlock Code](#)

Enter your Unlock Code: _____

Your license information _____
 Installation ID:
 Product Key:

[Submit a Support Request](#)

A pop-up will confirm if the activation is successful (see below). If automatic activation fails, you can attempt manual activation.



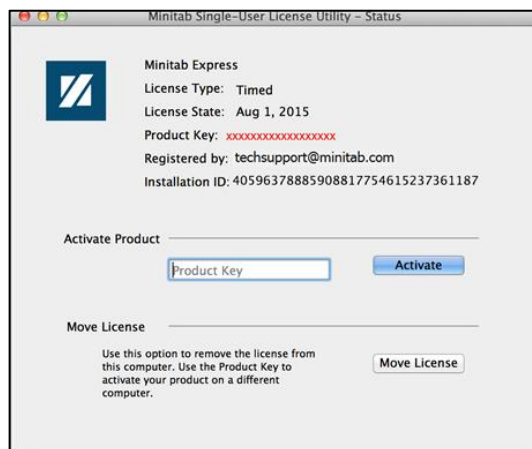
MOVING YOUR MINITAB LICENSE

It is possible to deactivate your Minitab license on one computer so that you can activate it on another using the same product key.

With Minitab Express, this feature even allows cross-platform license transfers (i.e. deactivating a license on a PC to activate it on a Mac, or vice versa).

To move your Minitab License to a new computer:

1. In Minitab Express, click: **Minitab Express » Licensing » Move License.**
2. Click the **Move License** button.



A pop-up will confirm that your Minitab license has been deactivated on your computer and provide the product key with which you can activate the product on another computer.



REQUESTING TECHNICAL SUPPORT FOR MINITAB EXPRESS

For help installing, registering or activating Minitab Express, please contact Minitab Technical Support:

- By email (techsupport@minitab.com)
- By phone (+1 814-231-2682)
- Online (www.minitab.com/support)