

Minitab 19 Setup Guide

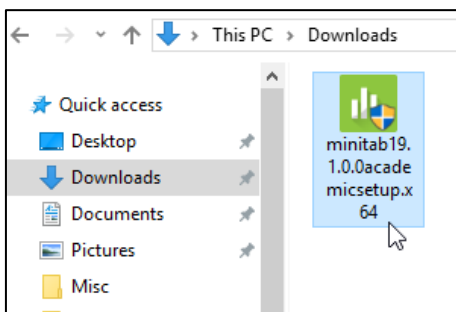
This document describes how to install and activate Minitab 19 after ordering it through your school's online store.

TO SET UP MINITAB 19:

1. Open the installation file for Minitab 19 that you downloaded from your school's online store.

Note: If you downloaded the software to your default download location, it should be located in your device's **Downloads** folder.

2. Choose the language in which you want to install Minitab 19, and click **Next** to continue.



Open Installation File



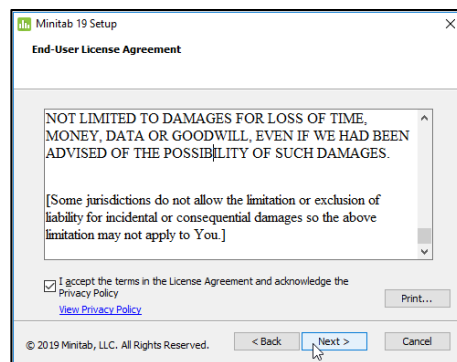
Choose Language

3. Click **Next** again.

4. Read the terms of the Minitab 19 End-User License Agreement (EULA), then select **I accept the terms in the License Agreement and acknowledge the Privacy Policy** and click **Next**.

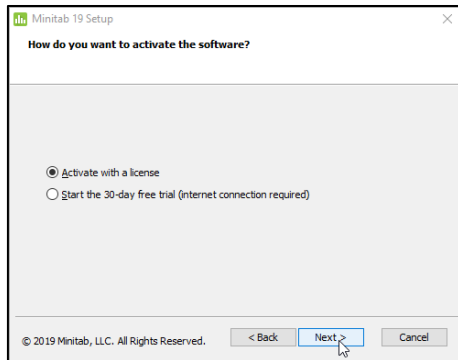


Click Next

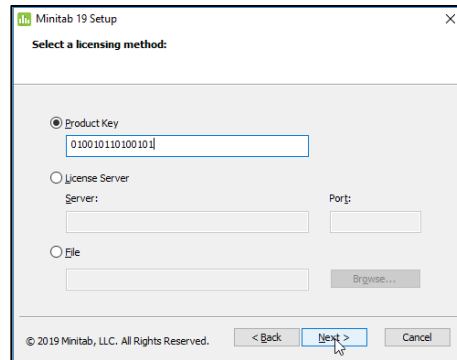


Review EULA

- When prompted to choose how you want to activate the software, select **Activate with a license**, and then click **Next** to proceed.
- Select **Product Key** and enter the product key you were issued when you ordered Minitab 19, then click **Next**.



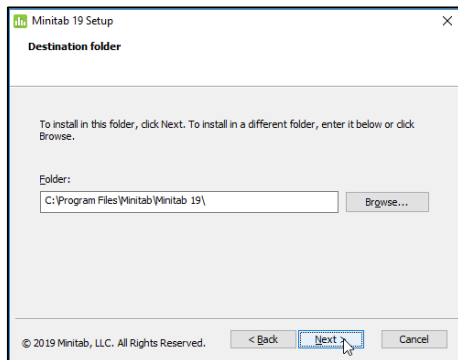
Activate with a License



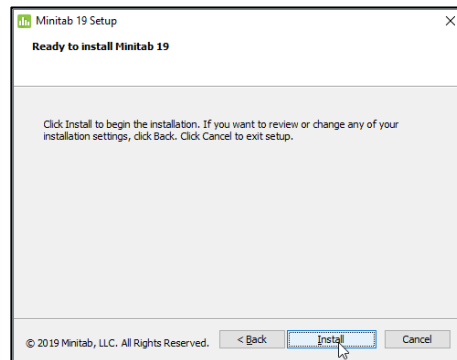
Enter Product Key

Note: Your product key can be found on the Order Details page to which you were directed when you placed the order. You can return to that page through the **Your Account/Orders** section of the online store.

- Click **Next** to install Minitab 19 to the default location on your computer (or click **Browse** to select a custom destination).
- Click **Install** to begin the installation.

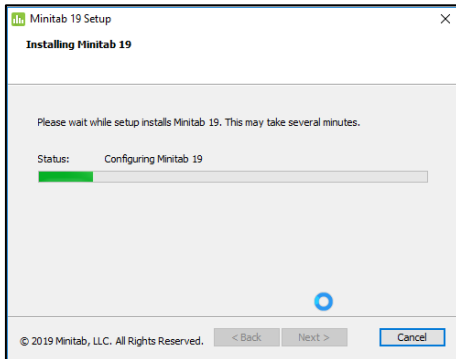


Click Next



Click Install

- Wait until the progress bar is full.
- Click **Finish** to complete the installation and exit the Setup Wizard. You may be required to restart your computer before you can start using the software.



Wait While Software Installs



Click Finish

Note: You may be required to restart your computer before you can start using the software.

REQUESTING TECHNICAL SUPPORT FOR MINITAB 19

For help setting up or using Minitab 19, please contact Minitab Technical Support:

- By email (techsupport@minitab.com)
- By phone (+1 814-231-2682)
- Online (www.minitab.com/support)